

Signify Classified - Internal  
Cooper Lighting Solutions Photometric Lab  
1121 Highway 74 South  
Peachtree City, GA 30269



Scaled data based on original data using  
LM-79-08 Approved Method: Electrical and Photometric Measurements of Solid-  
State Lighting Products

Test Report Prepared for  
Cooper Lighting Solutions  
(formerly Eaton)

Brand: STREETWORKS

Report Number: P870380

Luminaire Tested: **MEM2-HSN-SA-100-830-U-T3**

Issue Date: 09/05/2024



**Test Information**

Test Method: LM-79-08  
Report Number: P870380  
Test Lab: INNOVATION CENTER(G3)  
Issue Date: 09/05/2024  
Manufacturer: COOPER LIGHTING SOLUTIONS (FORMERLY EATON)  
Product Line: STREETWORKS  
Catalog Number: MEM2-HSN-SA-100-830-U-T3  
Description: EPIC MODERN SHORT HOUSING DISCRETE LED ARRAYS 100W 80CRI 3000K  
FITXURE w/ TYPE III DISTRIBUTION OPTIC  
Light Source: (20) 3000K CCT, 80 CRI LEDS  
Ballast/Driver: ELECTRONIC DRIVER

**Summary**

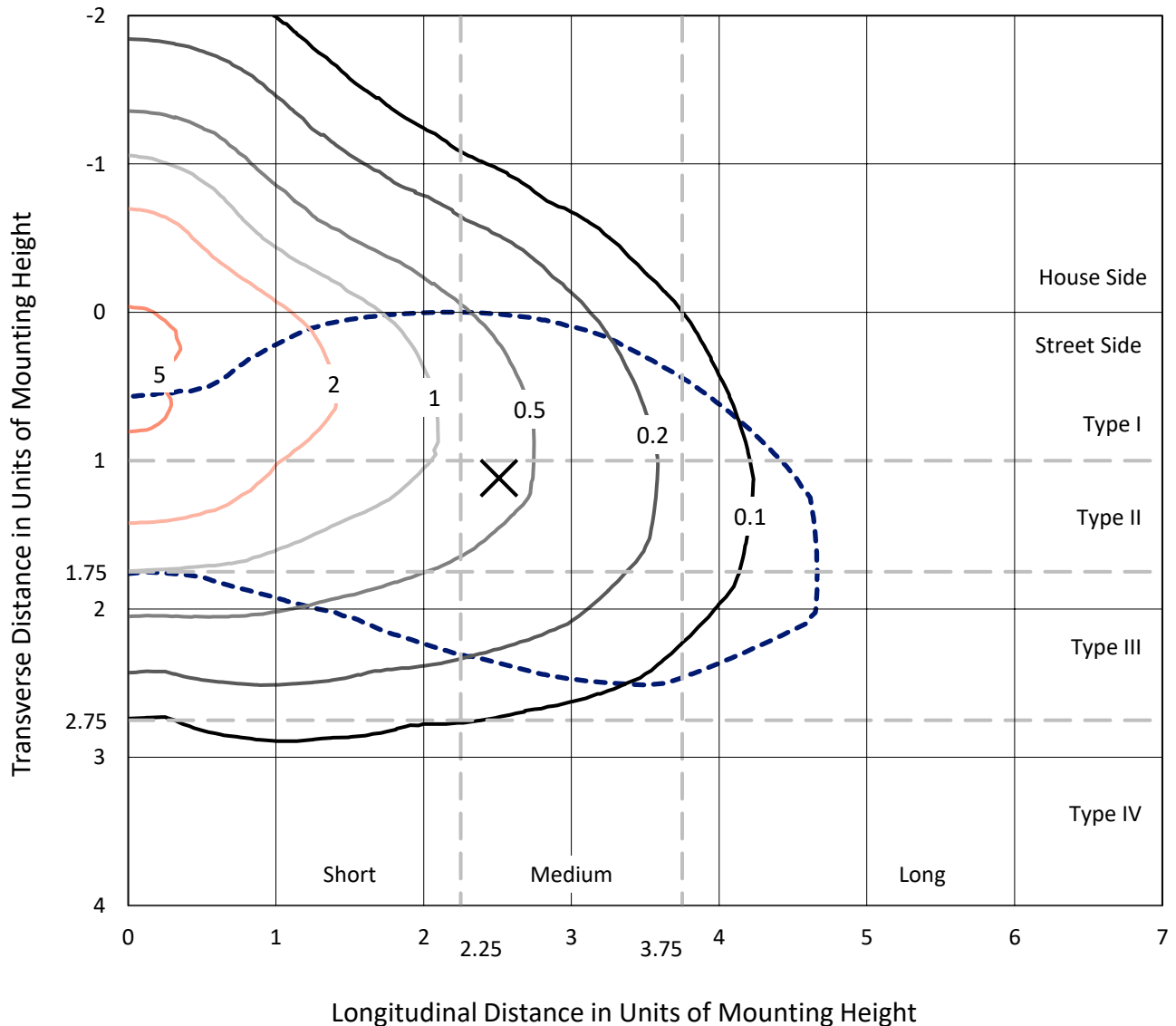
Lumens per Lamp: N/A  
Luminaire Lumens: 12055 lumens  
Efficiency: N/A  
Efficacy: 119.4 lumens/watt  
Luminous Opening: Rectangular (W 0.67' x L: 0.33' x H: 0')  
IES Classification: Type III - Medium  
BUG Rating: B2 - U0 - G2

Input Watts (W): 101  
Input Voltage (V): 120  
Input Current (A<sub>in</sub>): NR  
Voltage Rise (V): NR  
Power Factor: 0.99  
Total Harmonic Distortion (THDi): 9.45%  
Frequency (hertz): 60  
Stabilization Time: NR  
Operation Time: NR  
Ambient Temperature (°C): NR  
Test Distance: 24 FT

REPORT NUMBER: P870380  
 CATALOG NUMBER: MEM2-HSN-SA-100-830-U-T3

### Iso-Footcandle Lines of Horizontal Illumination

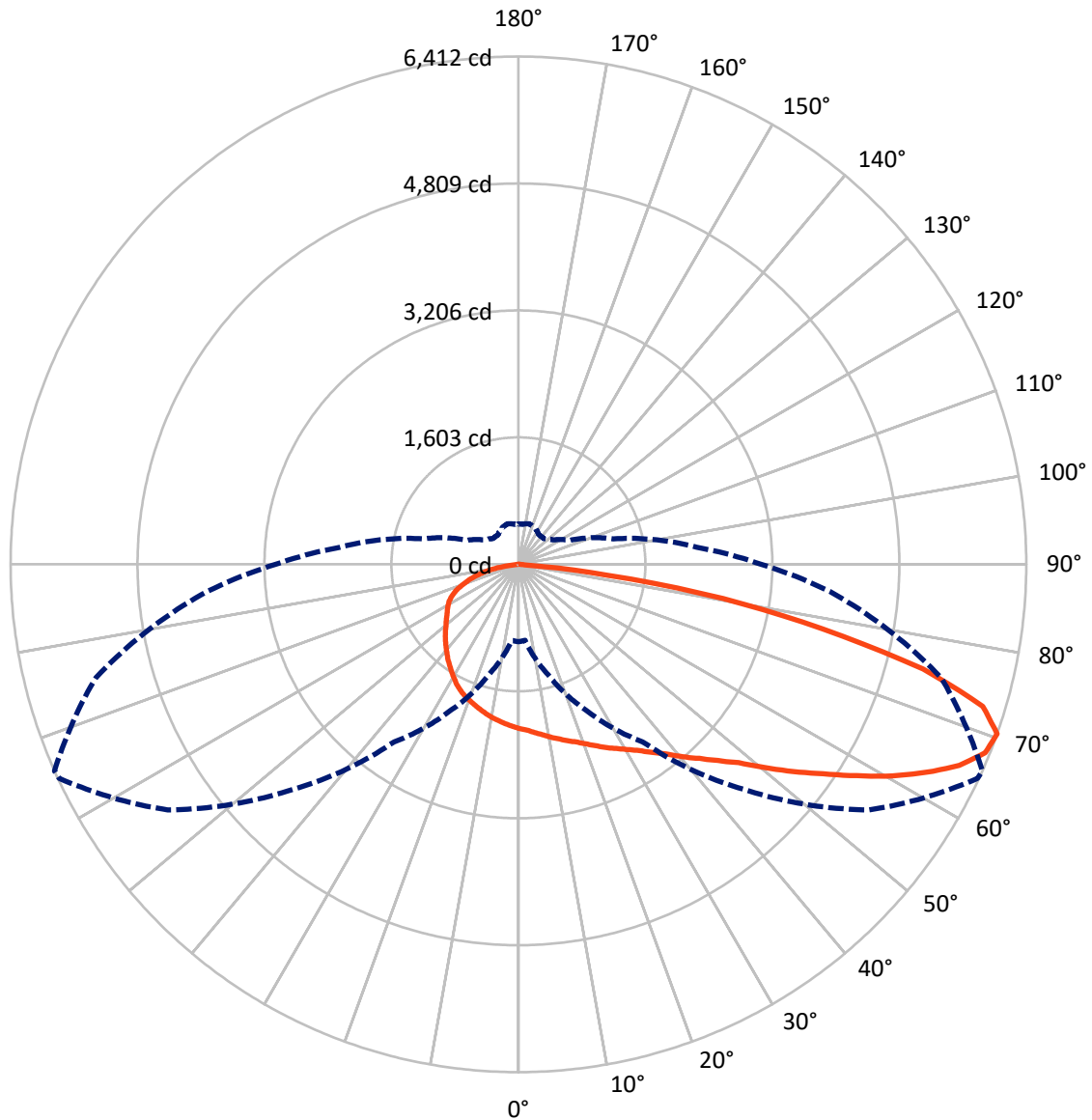
× Max cd  
 - - - 1/2 Max cd



Based on 20 foot mounting height. Maximum calculated value = 5.6 fc  
 Type III - Medium - N/A

REPORT NUMBER: P870380  
CATALOG NUMBER: MEM2-HSN-SA-100-830-U-T3

### Luminous Intensity Polar Plot



— Vertical Plane Through 66-Deg Lateral    - - - Horizontal Cone Through 70-Deg Vertical

REPORT NUMBER: P870380  
 CATALOG NUMBER: MEM2-HSN-SA-100-830-U-T3

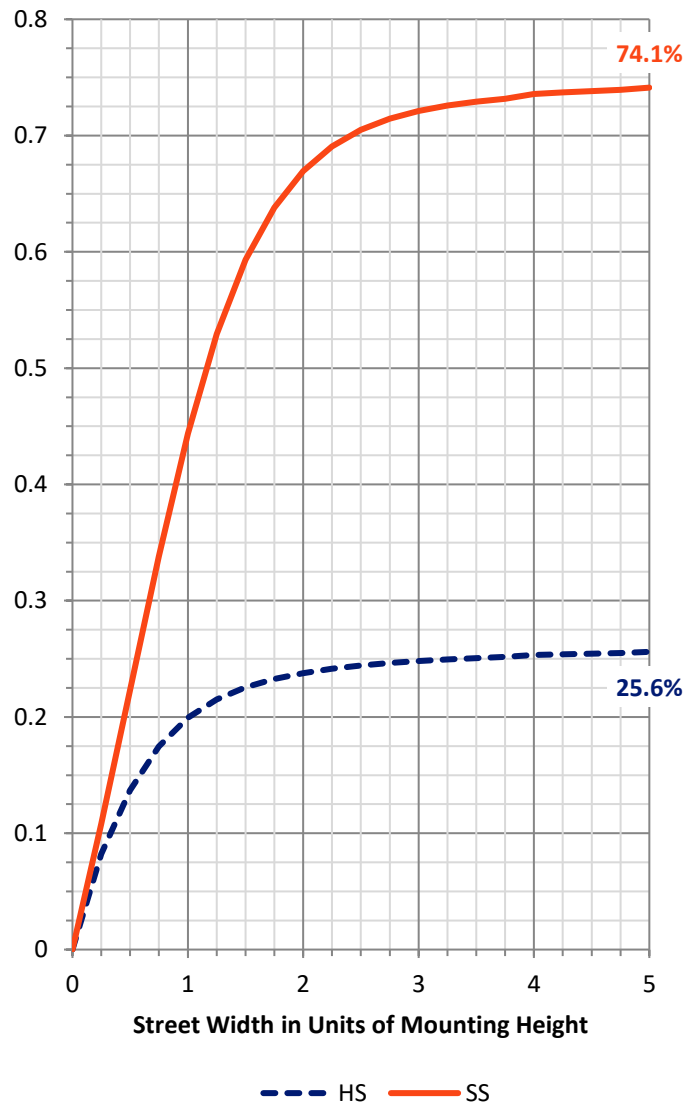
**FLUX DISTRIBUTION:**

		Downward	Upward	Total
<b>House Side</b>	Lumens	3106.7	0.0	3106.7
	% Fixture	25.8	0.0	25.8
<b>Street Side</b>	Lumens	8948.3	0.0	8948.3
	% Fixture	74.2	0.0	74.2
<b>Total</b>	Lumens	12055.0	0.0	12055.0
	% Fixture	100.0	0.0	100.0

**Coefficient of Utilization**

**ZONAL LUMENS:**

Zone	Lumens	% Fixture
0°-10°	198.5	1.6
10°-20°	591.2	4.9
20°-30°	993.1	8.2
30°-40°	1496.1	12.4
40°-50°	2031.2	16.8
50°-60°	2413.7	20.0
60°-70°	2463.3	20.4
70°-80°	1647.6	13.7
80°-90°	220.4	1.8
90°-100°	0.0	0.0
100°-110°	0.0	0.0
110°-120°	0.0	0.0
120°-130°	0.0	0.0
130°-140°	0.0	0.0
140°-150°	0.0	0.0
150°-160°	0.0	0.0
160°-170°	0.0	0.0
170°-180°	0.0	0.0
0°-90°	12055.0	100.0
0°-180°	12055.0	100.0



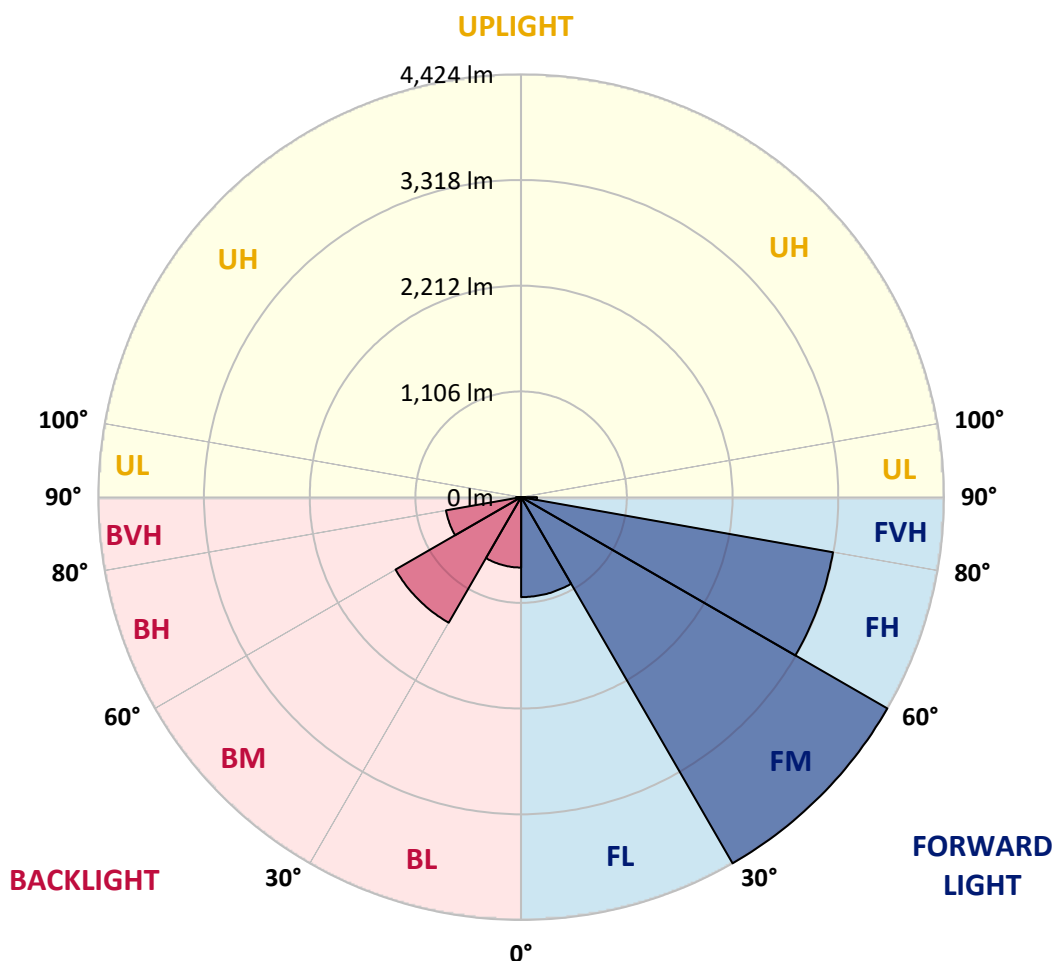
REPORT NUMBER: P870380  
 CATALOG NUMBER: MEM2-HSN-SA-100-830-U-T3

**LUMINAIRE CLASSIFICATION SYSTEM LUMEN TABLE AND BUG RATING:**

Zone	Lumens	% Fixture	Zone Rating/Lumen Limit		
			B	U	G
FL (0°-30°)	1046.2	8.7			
FM (30°-60°)	4424.0	36.7			
FH (60°-80°)	3313.1	27.5			G2/5000
FVH (80°-90°)	165.1	1.4			G2/225
BL (0°-30°)	736.6	6.1	B2/1000		
BM (30°-60°)	1517.0	12.6	B2/2500		
BH (60°-80°)	797.7	6.6	B2/1000		G2/1000
BVH (80°-90°)	55.3	0.5			G1/100
UL (90°-100°)	0.0	0.0		U0/0	
UH (100°-180°)	0.0	0.0		U0/0	

**BUG Rating: B2-U0-G2**

Type III Medium





REPORT NUMBER: P870380

CATALOG NUMBER: MEM2-HSN-SA-100-830-U-T3

**CANDELA DISTRIBUTION (FULL):**

	0°	5°	15°	25°	35°	45°	55°	65°	66°	75°	85°
0°	2074.1	2074.1	2074.1	2074.1	2074.1	2074.1	2074.1	2074.1	2074.1	2074.1	2074.1
2.5°	2148.4	2138.8	2131.6	2136.4	2122.0	2126.8	2110.1	2098.1	2095.7	2090.9	2086.1
5°	2215.4	2215.4	2203.5	2203.5	2186.7	2184.3	2160.3	2134.0	2134.0	2117.2	2098.1
7.5°	2287.3	2282.5	2268.1	2265.7	2246.6	2241.8	2215.4	2174.7	2172.3	2141.2	2112.4
10°	2337.6	2340.0	2330.4	2330.4	2316.0	2304.1	2265.7	2222.6	2217.8	2177.1	2131.6
12.5°	2375.9	2380.7	2378.3	2378.3	2366.3	2366.3	2323.2	2265.7	2260.9	2208.2	2143.6
15°	2416.6	2414.2	2421.4	2423.8	2419.0	2411.8	2380.7	2313.6	2311.2	2241.8	2160.3
17.5°	2452.5	2450.2	2452.5	2464.5	2466.9	2466.9	2435.8	2366.3	2356.7	2282.5	2174.7
20°	2474.1	2478.9	2488.5	2502.8	2510.0	2529.2	2502.8	2428.6	2419.0	2325.6	2205.9
22.5°	2555.5	2541.2	2548.3	2557.9	2567.5	2593.9	2569.9	2493.3	2486.1	2390.3	2241.8
25°	2694.4	2694.4	2677.7	2660.9	2648.9	2660.9	2641.8	2567.5	2562.7	2447.8	2282.5
27.5°	2936.3	2936.3	2900.4	2838.2	2759.1	2737.6	2723.2	2646.5	2632.2	2510.0	2308.8
30°	3242.9	3252.5	3187.8	3082.4	2936.3	2840.5	2804.6	2720.8	2713.6	2572.3	2349.6
32.5°	3571.0	3590.2	3542.3	3389.0	3149.5	2962.7	2905.2	2819.0	2802.2	2646.5	2402.3
35°	3865.6	3884.8	3820.1	3676.4	3369.9	3139.9	3025.0	2926.8	2917.2	2742.3	2481.3
37.5°	4105.1	4109.9	4069.2	3894.4	3554.3	3288.4	3173.5	3056.1	3036.9	2857.3	2565.1
40°	4359.0	4378.2	4337.5	4121.9	3721.9	3448.9	3322.0	3211.8	3195.0	2977.1	2644.2
42.5°	4624.9	4622.5	4622.5	4318.3	3889.6	3583.0	3482.4	3360.3	3350.7	3099.2	2730.4
45°	4787.7	4797.3	4771.0	4435.7	4136.3	3721.9	3638.1	3549.5	3532.7	3269.3	2842.9
47.5°	4828.5	4806.9	4687.1	4526.7	4414.1	3865.6	3834.5	3781.8	3743.5	3456.1	2981.9
50°	4773.4	4739.8	4670.4	4567.4	4517.1	4038.1	4033.3	4059.6	4033.3	3683.6	3142.3
52.5°	4567.4	4562.6	4550.6	4574.6	4493.1	4174.6	4258.4	4349.4	4344.6	3915.9	3310.0
55°	4133.9	4165.0	4308.7	4459.6	4402.1	4268.0	4509.9	4684.7	4665.6	4189.0	3482.4
57.5°	3690.8	3721.9	3906.4	4265.6	4313.5	4368.6	4792.5	5065.6	5034.4	4486.0	3640.5
60°	3305.2	3271.7	3456.1	3973.4	4189.0	4459.6	5072.7	5451.2	5424.8	4782.9	3803.4
62.5°	2694.4	2728.0	3022.6	3547.1	4014.1	4517.1	5302.7	5800.8	5784.1	5056.0	3935.1
65°	2131.6	2086.1	2529.2	3099.2	3712.4	4497.9	5501.5	6129.0	6117.0	5324.2	4035.7
67.5°	1449.0	1417.9	2002.3	2653.7	3302.8	4344.6	5547.0	6349.3	6354.1	5482.3	4062.0
70°	977.2	962.8	1439.4	2040.6	2735.2	4014.1	5405.7	6394.8	6411.6	5523.0	3944.7
72.5°	720.9	718.5	1053.8	1456.2	2035.8	3389.0	5020.1	6097.8	6129.0	5235.6	3599.8
75°	567.6	574.8	752.1	1034.7	1358.0	2507.6	4222.5	5228.4	5276.3	4521.9	2989.0
77.5°	464.6	464.6	526.9	742.5	907.7	1556.8	3036.9	3827.3	3923.1	3489.6	2301.7
80°	376.0	383.2	390.4	517.3	601.2	888.6	1767.6	2553.1	2622.6	2431.0	1662.2
82.5°	206.0	220.3	213.2	268.2	301.8	412.0	701.8	1032.3	1137.7	1013.1	754.4
85°	14.4	9.6	16.8	21.6	26.3	40.7	55.1	76.6	71.9	103.0	52.7
87.5°	2.4	2.4	2.4	4.8	4.8	7.2	9.6	9.6	9.6	9.6	9.6
90°	0.0	0.0	0.0	0.0	0.0	0.0	0.0	0.0	0.0	0.0	0.0



REPORT NUMBER: P870380

CATALOG NUMBER: MEM2-HSN-SA-100-830-U-T3

**CANDELA DISTRIBUTION (continued):**

	90°	95°	105°	115°	125°	135°	145°	155°	165°	175°	180°
0°	2074.1	2074.1	2074.1	2074.1	2074.1	2074.1	2074.1	2074.1	2074.1	2074.1	2074.1
2.5°	2083.7	2071.7	2052.6	2047.8	2040.6	2031.0	2021.4	2007.1	2002.3	2007.1	2011.9
5°	2086.1	2069.3	2038.2	2019.0	1999.9	1983.1	1964.0	1944.8	1932.8	1935.2	1944.8
7.5°	2093.3	2069.3	2021.4	1990.3	1959.2	1932.8	1901.7	1880.1	1865.8	1868.2	1875.3
10°	2102.9	2069.3	2011.9	1959.2	1916.1	1877.7	1846.6	1820.2	1805.9	1803.5	1805.9
12.5°	2105.3	2066.9	1990.3	1925.6	1872.9	1822.6	1789.1	1765.2	1750.8	1743.6	1748.4
15°	2112.4	2059.8	1968.7	1889.7	1825.0	1772.3	1731.6	1702.9	1693.3	1688.5	1686.1
17.5°	2122.0	2057.4	1949.6	1853.8	1777.1	1717.3	1681.3	1652.6	1640.6	1635.8	1640.6
20°	2136.4	2059.8	1928.0	1817.9	1734.0	1674.2	1633.4	1604.7	1595.1	1592.7	1590.3
22.5°	2155.6	2064.5	1911.3	1784.3	1686.1	1626.2	1585.5	1566.4	1559.2	1561.6	1561.6
25°	2174.7	2069.3	1887.3	1738.8	1635.8	1573.6	1544.8	1530.4	1535.2	1544.8	1544.8
27.5°	2191.5	2066.9	1853.8	1690.9	1576.0	1518.5	1496.9	1499.3	1511.3	1528.1	1530.4
30°	2213.0	2066.9	1817.9	1631.0	1508.9	1453.8	1449.0	1468.2	1487.3	1504.1	1504.1
32.5°	2246.6	2081.3	1789.1	1571.2	1439.4	1396.3	1417.9	1444.2	1465.8	1482.5	1487.3
35°	2304.1	2112.4	1770.0	1511.3	1372.4	1341.2	1382.0	1425.1	1439.4	1451.4	1453.8
37.5°	2359.1	2141.2	1746.0	1453.8	1302.9	1290.9	1346.0	1391.5	1393.9	1401.1	1401.1
40°	2411.8	2162.7	1714.9	1391.5	1235.9	1235.9	1300.5	1338.8	1334.1	1326.9	1329.3
42.5°	2469.3	2174.7	1678.9	1334.1	1180.8	1180.8	1233.5	1267.0	1264.6	1274.2	1281.4
45°	2538.8	2198.7	1631.0	1281.4	1123.3	1113.7	1156.8	1185.6	1221.5	1264.6	1276.6
47.5°	2634.6	2232.2	1592.7	1223.9	1075.4	1041.9	1058.6	1118.5	1159.2	1195.1	1199.9
50°	2735.2	2280.1	1559.2	1164.0	1017.9	958.0	972.4	1039.5	1063.4	1077.8	1085.0
52.5°	2842.9	2318.4	1530.4	1113.7	958.0	871.8	891.0	955.6	972.4	984.4	986.8
55°	2936.3	2349.6	1494.5	1065.8	893.4	790.4	814.3	876.6	893.4	907.7	907.7
57.5°	3034.5	2378.3	1470.6	1025.1	823.9	723.3	740.1	802.3	826.3	831.1	838.3
60°	3116.0	2404.6	1449.0	986.8	759.2	663.4	675.4	730.5	759.2	761.6	766.4
62.5°	3173.5	2421.4	1437.0	938.9	694.6	603.6	613.1	668.2	701.8	708.9	711.3
65°	3209.4	2431.0	1415.5	876.6	639.5	553.3	553.3	608.3	641.9	658.6	663.4
67.5°	3192.6	2414.2	1358.0	804.7	589.2	503.0	500.6	555.7	584.4	594.0	596.4
70°	3063.3	2316.0	1240.6	716.1	536.5	457.5	452.7	503.0	529.3	507.8	510.1
72.5°	2799.8	2093.3	1080.2	627.5	481.4	414.3	409.6	452.7	455.1	455.1	452.7
75°	2359.1	1710.1	862.2	534.1	423.9	368.8	371.2	404.8	407.2	419.1	412.0
77.5°	1808.3	1267.0	673.0	426.3	359.3	328.1	340.1	352.1	368.8	385.6	368.8
80°	1314.9	874.2	467.0	318.5	277.8	277.8	282.6	294.6	318.5	335.3	318.5
82.5°	562.8	385.6	215.6	158.1	136.5	134.1	136.5	136.5	167.7	172.4	150.9
85°	43.1	35.9	26.3	26.3	21.6	12.0	12.0	9.6	7.2	7.2	7.2
87.5°	9.6	7.2	7.2	7.2	4.8	4.8	4.8	4.8	4.8	4.8	4.8
90°	0.0	0.0	0.0	0.0	0.0	0.0	0.0	0.0	0.0	0.0	0.0



Cooper Lighting Solutions Photometric Lab  
1121 Highway 74 South  
Peachtree City, GA 30269



LM-79-2019: Approved Method: Electrical and Photometric Measurements of Solid-  
State Lighting Products

Report Prepared for

Cooper Lighting Solutions

Streetworks

Report Number: SP1-2407-157-7

Test Date: 09/05/2024

Luminaire Tested: MEM2-HTN-SA-30-830-U-5WQ

Data in this report applies to families of products including MEM2-HTN-SA-30-830-U-5WQ

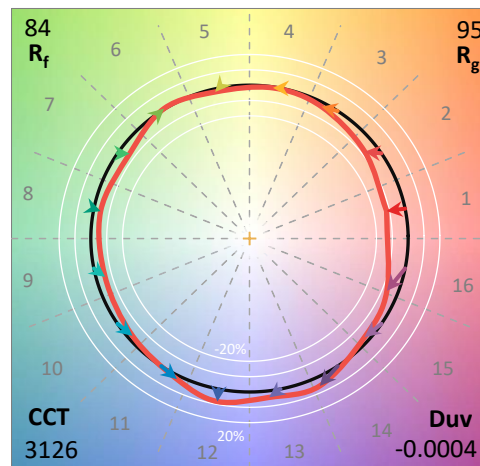
**Test Information**

Test Method: LM-79-2019  
 Report Number: SP1-2407-157-7  
 Test Lab: COOPER LIGHTING SOLUTIONS  
 Photometer: SP1 - 76IN SPHERE  
 Measurement Geometry: 4π  
 Issue Date: 09/05/2024  
 Manufacturer: COOPER LIGHTING SOLUTIONS  
 Product Line: Streetworks  
 Catalog Number: **MEM2-HTN-SA-30-830-U-5WQ**  
 Description: Epic Modern Light Square 30W 5WQ Optic

**Spectral Parameters**

CCT (K): 3126  
 CIE u': 0.2465  
 CIE v': 0.5182  
 Duv: -0.0004  
 CIE x: 0.4277  
 CIE y: 0.3997  
 CIE z: 0.1727  
 Peak Wavelength (nm): 601  
 Dominant Wavelength (nm): 582  
 Purity: 48.31913  
 Rf: 84.4  
 Rg: 94.7

CRI (Ra):	82.6		
R1:	81.4	R9:	5.1
R2:	92.2	R10:	82.2
R3:	94.9	R11:	79.8
R4:	80.1	R12:	70.4
R5:	81.8	R13:	84.2
R6:	90.5	R14:	97.9
R7:	81.8	R15:	73.6
R8:	58.0		



**Test Conditions**

Stabilization Time: 22M  
 Operation Time: 1H 22M  
 Sphere Temperature (°C): 24.3

REPORT NUMBER: SP1-2407-157-7

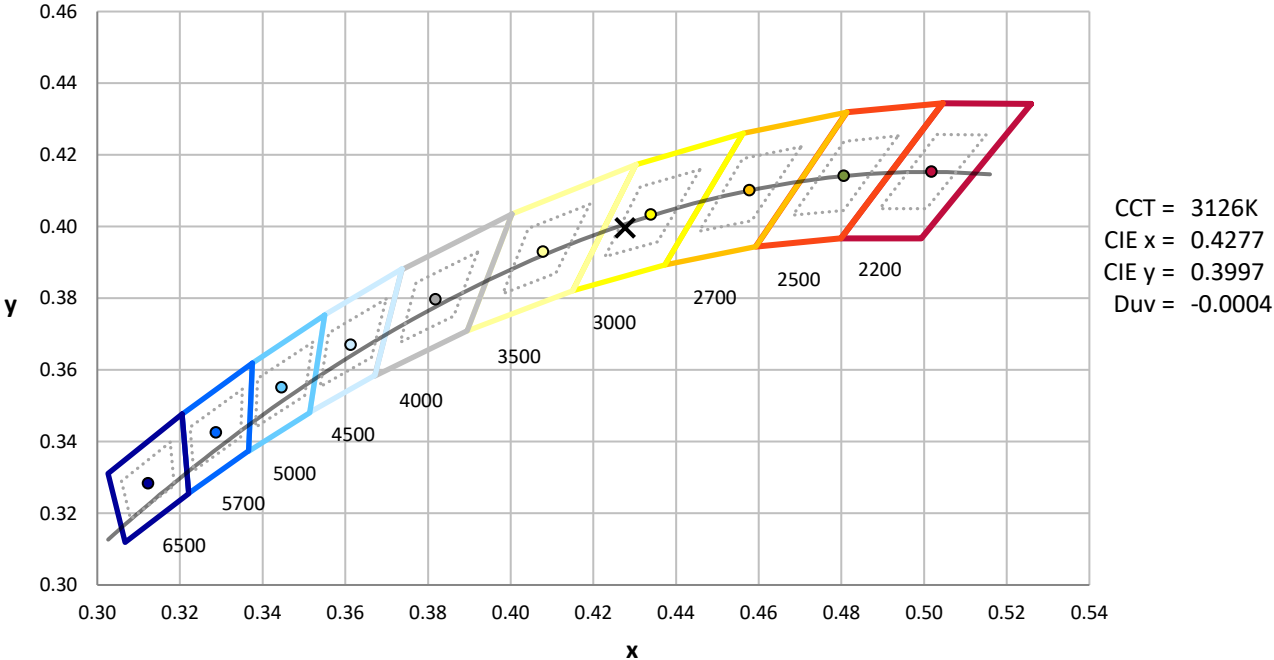
Measurement and Test Equipment			
Instrument	Identification Number	Calibration Date	Calibration Due Date
Photometer	IN0058	6/18/2024	12/18/2024
Power Meter	INXT2011004	2/8/2024	2/8/2025
AC Power Source	IN0063	10/24/2023	10/24/2024
DC Power Source	IN0208	10/24/2023	10/24/2024
Sphere Thermometer	IN0085	10/24/2023	10/24/2024
Room Thermometer	IN0046	10/24/2023	10/24/2024

REPORT NUMBER: SP1-2407-157-7

**CIE 1931 Chromaticity Diagram**



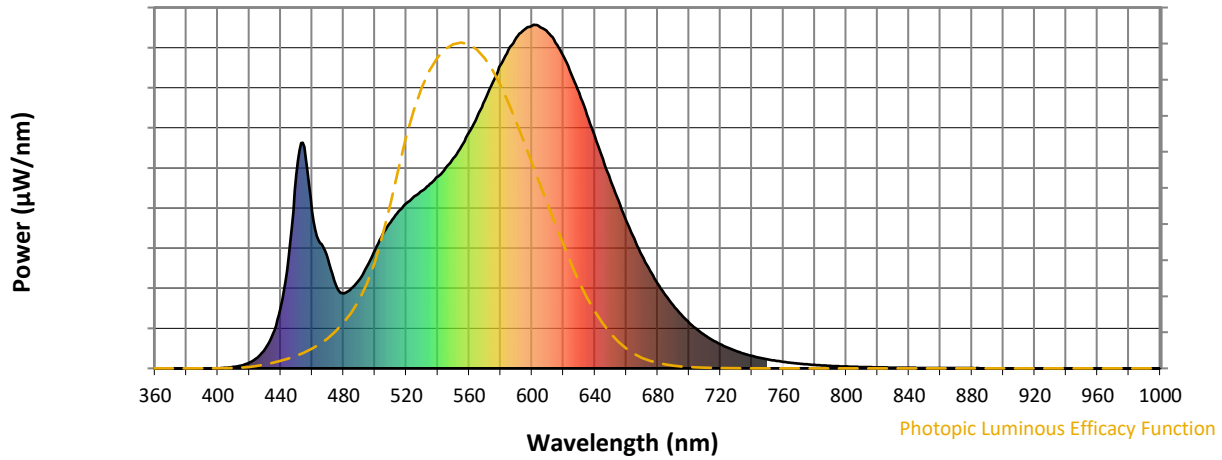
**CIE 1931 Chromaticity Diagram with 2017 ANSI 7-Step and 4-Step Quadrangles**



Point lies inside the ANSI 3000K 4-step quadrangle

REPORT NUMBER: SP1-2407-157-7

**Photopic Flux vs. Wavelength**

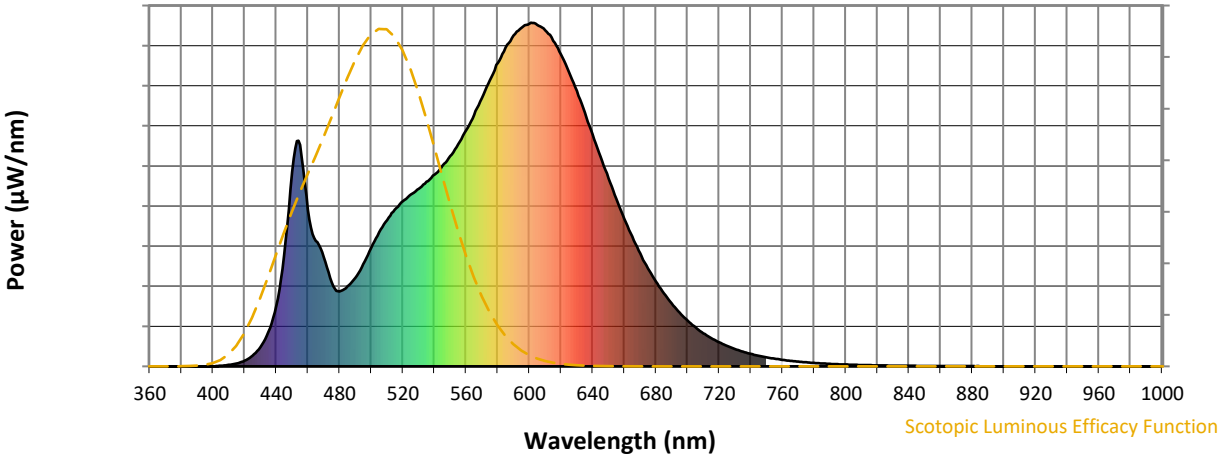


**Photopic Lumens: NR**

λ (nm)	Power W <sup>^</sup> /nm	Lumens (φ/nm)	λ (nm)	Power W <sup>^</sup> /nm	Lumens (φ/nm)	λ (nm)	Power W <sup>^</sup> /nm	Lumens (φ/nm)	λ (nm)	Power W <sup>^</sup> /nm	Lumens (φ/nm)	λ (nm)	Power W <sup>^</sup> /nm	Lumens (φ/nm)
360	0	NR	490	258	NR	620	908	NR	750	26	NR	880	1	NR
365	0	NR	495	297	NR	625	857	NR	755	22	NR	885	0	NR
370	0	NR	500	345	NR	630	801	NR	760	19	NR	890	0	NR
375	0	NR	505	391	NR	635	738	NR	765	16	NR	895	0	NR
380	0	NR	510	426	NR	640	675	NR	770	14	NR	900	0	NR
385	0	NR	515	456	NR	645	610	NR	775	12	NR	905	0	NR
390	0	NR	520	480	NR	650	547	NR	780	10	NR	910	0	NR
395	0	NR	525	500	NR	655	488	NR	785	9	NR	915	0	NR
400	0	NR	530	517	NR	660	429	NR	790	7	NR	920	0	NR
405	2	NR	535	538	NR	665	378	NR	795	6	NR	925	0	NR
410	4	NR	540	558	NR	670	328	NR	800	5	NR	930	0	NR
415	9	NR	545	584	NR	675	285	NR	805	5	NR	935	0	NR
420	16	NR	550	611	NR	680	247	NR	810	4	NR	940	0	NR
425	31	NR	555	646	NR	685	212	NR	815	3	NR	945	0	NR
430	56	NR	560	687	NR	690	183	NR	820	3	NR	950	0	NR
435	101	NR	565	731	NR	695	156	NR	825	3	NR	955	0	NR
440	178	NR	570	780	NR	700	133	NR	830	2	NR	960	0	NR
445	323	NR	575	832	NR	705	114	NR	835	2	NR	965	0	NR
450	566	NR	580	883	NR	710	96	NR	840	2	NR	970	0	NR
455	645	NR	585	927	NR	715	82	NR	845	1	NR	975	0	NR
460	457	NR	590	963	NR	720	70	NR	850	1	NR	980	0	NR
465	365	NR	595	985	NR	725	59	NR	855	1	NR	985	0	NR
470	317	NR	600	998	NR	730	50	NR	860	1	NR	990	0	NR
475	244	NR	605	994	NR	735	43	NR	865	1	NR	995	0	NR
480	218	NR	610	978	NR	740	36	NR	870	1	NR	1000	0	NR
485	233	NR	615	947	NR	745	31	NR	875	1	NR			

REPORT NUMBER: SP1-2407-157-7

Scotopic Flux vs. Wavelength



Scotopic Lumens: NR S/P: 1.42

λ (nm)	Power W <sup>^</sup> /nm	Lumens (φ/nm)	λ (nm)	Power W <sup>^</sup> /nm	Lumens (φ/nm)	λ (nm)	Power W <sup>^</sup> /nm	Lumens (φ/nm)	λ (nm)	Power W <sup>^</sup> /nm	Lumens (φ/nm)	λ (nm)	Power W <sup>^</sup> /nm	Lumens (φ/nm)
360	0	NR	490	258	NR	620	908	NR	750	26	NR	880	1	NR
365	0	NR	495	297	NR	625	857	NR	755	22	NR	885	0	NR
370	0	NR	500	345	NR	630	801	NR	760	19	NR	890	0	NR
375	0	NR	505	391	NR	635	738	NR	765	16	NR	895	0	NR
380	0	NR	510	426	NR	640	675	NR	770	14	NR	900	0	NR
385	0	NR	515	456	NR	645	610	NR	775	12	NR	905	0	NR
390	0	NR	520	480	NR	650	547	NR	780	10	NR	910	0	NR
395	0	NR	525	500	NR	655	488	NR	785	9	NR	915	0	NR
400	0	NR	530	517	NR	660	429	NR	790	7	NR	920	0	NR
405	2	NR	535	538	NR	665	378	NR	795	6	NR	925	0	NR
410	4	NR	540	558	NR	670	328	NR	800	5	NR	930	0	NR
415	9	NR	545	584	NR	675	285	NR	805	5	NR	935	0	NR
420	16	NR	550	611	NR	680	247	NR	810	4	NR	940	0	NR
425	31	NR	555	646	NR	685	212	NR	815	3	NR	945	0	NR
430	56	NR	560	687	NR	690	183	NR	820	3	NR	950	0	NR
435	101	NR	565	731	NR	695	156	NR	825	3	NR	955	0	NR
440	178	NR	570	780	NR	700	133	NR	830	2	NR	960	0	NR
445	323	NR	575	832	NR	705	114	NR	835	2	NR	965	0	NR
450	566	NR	580	883	NR	710	96	NR	840	2	NR	970	0	NR
455	645	NR	585	927	NR	715	82	NR	845	1	NR	975	0	NR
460	457	NR	590	963	NR	720	70	NR	850	1	NR	980	0	NR
465	365	NR	595	985	NR	725	59	NR	855	1	NR	985	0	NR
470	317	NR	600	998	NR	730	50	NR	860	1	NR	990	0	NR
475	244	NR	605	994	NR	735	43	NR	865	1	NR	995	0	NR
480	218	NR	610	978	NR	740	36	NR	870	1	NR	1000	0	NR
485	233	NR	615	947	NR	745	31	NR	875	1	NR			

REPORT NUMBER: SP1-2407-157-7

Melanopic Flux vs. Wavelength



Melanopic Lumens: NR

M/P: 2.79

λ (nm)	Power W <sup>^</sup> /nm	Lumens (φ/nm)	λ (nm)	Power W <sup>^</sup> /nm	Lumens (φ/nm)	λ (nm)	Power W <sup>^</sup> /nm	Lumens (φ/nm)	λ (nm)	Power W <sup>^</sup> /nm	Lumens (φ/nm)	λ (nm)	Power W <sup>^</sup> /nm	Lumens (φ/nm)
360	0	NR	490	258	NR	620	908	NR	750	26	NR	880	1	NR
365	0	NR	495	297	NR	625	857	NR	755	22	NR	885	0	NR
370	0	NR	500	345	NR	630	801	NR	760	19	NR	890	0	NR
375	0	NR	505	391	NR	635	738	NR	765	16	NR	895	0	NR
380	0	NR	510	426	NR	640	675	NR	770	14	NR	900	0	NR
385	0	NR	515	456	NR	645	610	NR	775	12	NR	905	0	NR
390	0	NR	520	480	NR	650	547	NR	780	10	NR	910	0	NR
395	0	NR	525	500	NR	655	488	NR	785	9	NR	915	0	NR
400	0	NR	530	517	NR	660	429	NR	790	7	NR	920	0	NR
405	2	NR	535	538	NR	665	378	NR	795	6	NR	925	0	NR
410	4	NR	540	558	NR	670	328	NR	800	5	NR	930	0	NR
415	9	NR	545	584	NR	675	285	NR	805	5	NR	935	0	NR
420	16	NR	550	611	NR	680	247	NR	810	4	NR	940	0	NR
425	31	NR	555	646	NR	685	212	NR	815	3	NR	945	0	NR
430	56	NR	560	687	NR	690	183	NR	820	3	NR	950	0	NR
435	101	NR	565	731	NR	695	156	NR	825	3	NR	955	0	NR
440	178	NR	570	780	NR	700	133	NR	830	2	NR	960	0	NR
445	323	NR	575	832	NR	705	114	NR	835	2	NR	965	0	NR
450	566	NR	580	883	NR	710	96	NR	840	2	NR	970	0	NR
455	645	NR	585	927	NR	715	82	NR	845	1	NR	975	0	NR
460	457	NR	590	963	NR	720	70	NR	850	1	NR	980	0	NR
465	365	NR	595	985	NR	725	59	NR	855	1	NR	985	0	NR
470	317	NR	600	998	NR	730	50	NR	860	1	NR	990	0	NR
475	244	NR	605	994	NR	735	43	NR	865	1	NR	995	0	NR
480	218	NR	610	978	NR	740	36	NR	870	1	NR	1000	0	NR
485	233	NR	615	947	NR	745	31	NR	875	1	NR			

**Summary**

$R_f = 84.4$   
 $R_g = 94.7$   
 $CIE R_a = 82.6$   
 $R_9 = 5.1$



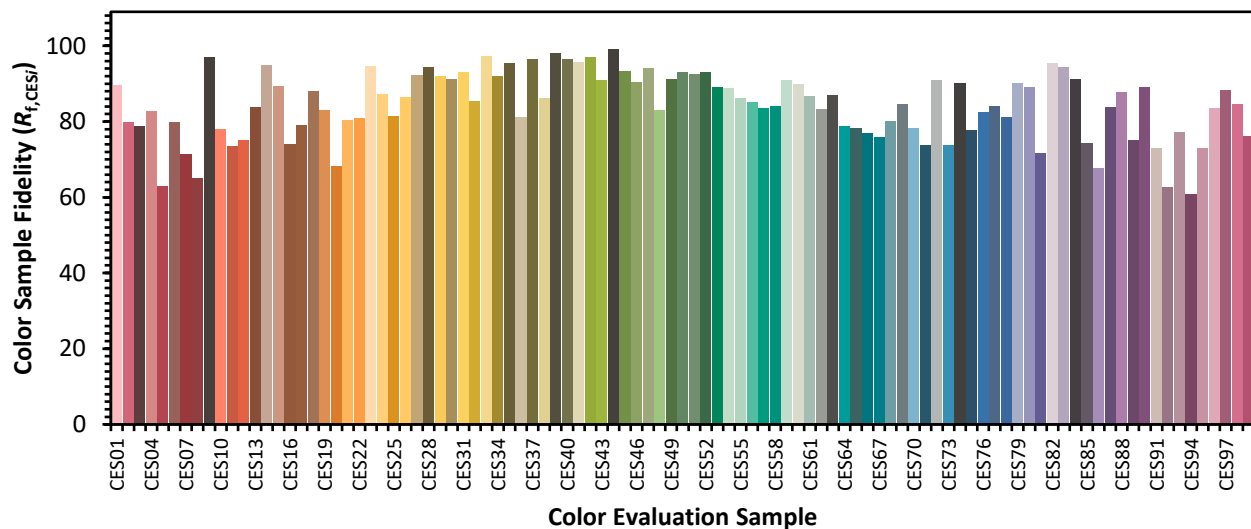
**Color Vector Graphics**



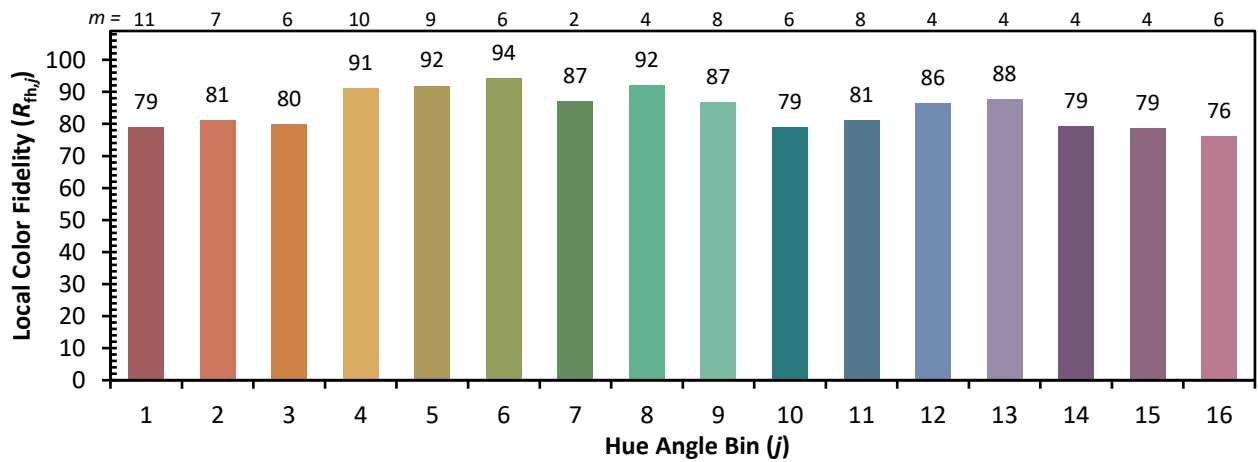


Individual Sample Fidelity Index ( $R_{f,i}$ )

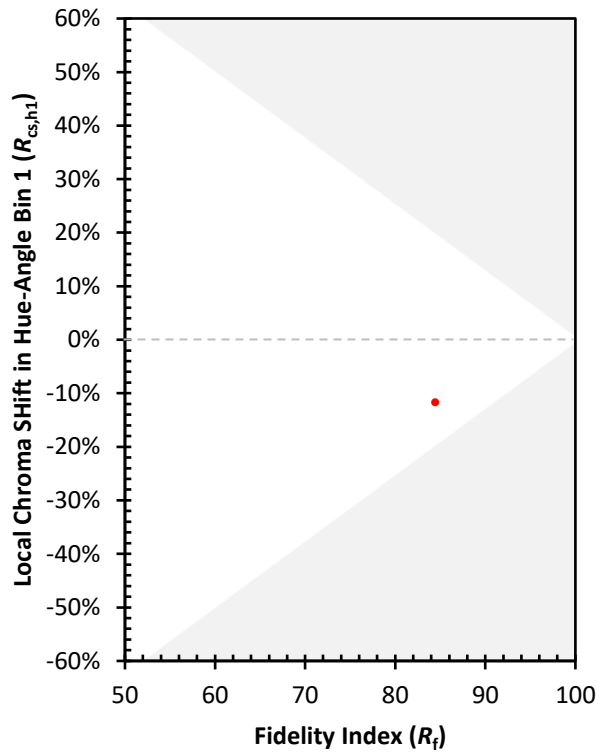
CES01 = 86	CES26 = 86	CES51 = 93	CES76 = 82
CES02 = 63	CES27 = 92	CES52 = 93	CES77 = 84
CES03 = 31	CES28 = 94	CES53 = 89	CES78 = 81
CES04 = 70	CES29 = 92	CES54 = 89	CES79 = 90
CES05 = 49	CES30 = 91	CES55 = 86	CES80 = 89
CES06 = 51	CES31 = 93	CES56 = 85	CES81 = 72
CES07 = 42	CES32 = 85	CES57 = 83	CES82 = 95
CES08 = 41	CES33 = 97	CES58 = 84	CES83 = 94
CES09 = 29	CES34 = 92	CES59 = 91	CES84 = 91
CES10 = 76	CES35 = 96	CES60 = 90	CES85 = 74
CES11 = 59	CES36 = 81	CES61 = 87	CES86 = 68
CES12 = 65	CES37 = 96	CES62 = 83	CES87 = 84
CES13 = 43	CES38 = 86	CES63 = 87	CES88 = 88
CES14 = 74	CES39 = 98	CES64 = 79	CES89 = 75
CES15 = 71	CES40 = 96	CES65 = 78	CES90 = 89
CES16 = 47	CES41 = 96	CES66 = 77	CES91 = 73
CES17 = 50	CES42 = 97	CES67 = 76	CES92 = 63
CES18 = 56	CES43 = 91	CES68 = 80	CES93 = 77
CES19 = 72	CES44 = 99	CES69 = 85	CES94 = 61
CES20 = 66	CES45 = 93	CES70 = 78	CES95 = 73
CES21 = 87	CES46 = 90	CES71 = 74	CES96 = 84
CES22 = 79	CES47 = 94	CES72 = 91	CES97 = 88
CES23 = 92	CES48 = 83	CES73 = 74	CES98 = 85
CES24 = 91	CES49 = 91	CES74 = 90	CES99 = 76
CES25 = 72	CES50 = 93	CES75 = 78	



Color Rendition by Hue-Angle Bin



Measure Comparisons



(END OF REPORT)